

Marion Medical Mission
Annual Report
Calendar Year 2020

MARION MEDICAL MISSION: Community; Clean Water; Christ's Love

Mission Statement

Marion Medical Mission (MMM) is an ecumenical, Christian, front-line, hands-on, volunteer, nonprofit organization.

Our purpose is to share the love of Christ with the extreme poor in Africa. We do this through the Well Program by providing a sustainable source of safe drinking water while working hand in hand in a horizontal relationship with our African partners.

MMM projects directly impact the African people and stress self-help and sustainability.

MMM projects are done in partnership with The Church of Central Africa Presbyterian, Synod of Livingstonia and Synod of Nkhoma, in Malawi, and the Synod of Zambia, in Zambia. In Tanzania, MMM projects are done in partnership with the Evangelical Lutheran Church of Tanzania, the Konde Diocese and Iringa Diocese. Since 1990, 41,000 wells have been built serving over 5 million people. These wells mean life.

2020 Achievements

Marion Medical Mission's 2020 goal was to build 3,000 wells in 3,000 rural African villages. In 2020, because of the coronavirus, MMM could not send U.S. volunteers to Africa for the first time in 35 years. Yet a record number of wells were built because our African partners continued on, passionately and skillfully organizing the villages, making the Mark V galvanized steel pumps, and building the wells. We built 3,172 wells covering roughly 60,000 square miles. Almost 400,000 people in Malawi, Zambia, and Tanzania now have a sustainable source of safe drinking water because of Marion Medical Mission's 2020 Well Program. IMPOSSIBLE! Think about it! 400,000 people got the message Christians in the U.S. shared the love of Jesus with them. Each village is told that their well is special because it represents the love of Christ.

MMM Field Officers:

1. Conducted Installation Supervisors, Builders and Maintenance Training for 2,200 participants
2. Completed the annual random sampling of 2,100 wells to determine the overall functionality of our wells in the maintenance program.
3. Held Annual Well Planning Meetings represented by each of their area Zone Committees.
4. Organized the village well committees.
5. Supervised the construction of 3,172 wells covering roughly 60,000 square miles.

In addition, Marion Medical Mission:

1. Purchased and distributed 1,875 bags of maize to over 11,250 flood victims in the Karonga District of Malawi.
2. Provided 101 Secondary School scholarships and school supplies.
3. Provided The Embangweni School for the Hard of Hearing with:
 - 100 Transportation scholarships
 - Seed and fertilizer for their garden.
 - Tools for graduates of the Carpentry Vocational Training course.

Impact

The World Health Organization guidelines emphasize making the water clean at the source, rather than treating bad water with filters or chemicals. That's what we do.

Worldwide, with every \$1 invested in basic drinking water, an average of nearly \$7 is returned in saved medical costs and increased productivity.

50% of hospital admissions in Sub-Saharan Africa are because of water-borne disease. Sub-Saharan Africa has the highest under-5 mortality rate in the world, 15 times higher than in high income countries. It is estimated that 1,834 children under 5 die each day from water related diseases.

A Marion Medical Mission well means the children don't die from bad drinking water. The well means the villagers are healthier and can work longer in their fields, producing more food, which means less starvation.

Empowerment and Self-Help

We build a well that requires a self-help commitment. The village people make the brick, dig the well, gather the sand and the stone, and provide the unskilled labor.

A Marion Medical Mission well is one that utilizes the talents of Africans. Subsistence farmers make the Mark V galvanized steel pumps, the PVC foot-valves and plungers, and build the wells.

A Marion Medical Mission well is one the extreme rural poor know how to maintain and one they can afford to maintain.

We thank our donors for their generosity and the impact they are making on so many lives and the many children who now live because they have safe-drinking water.

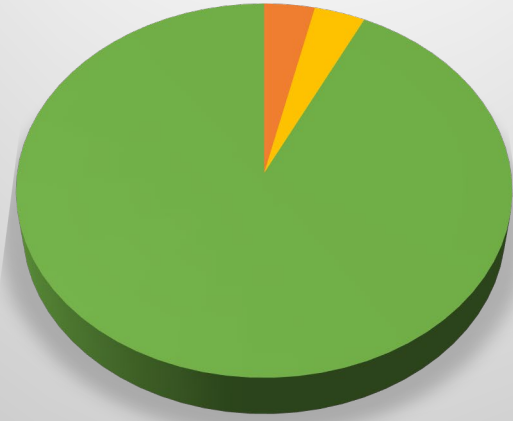
Only together can we be who God created us to be. When we pray we move our feet.




Marion Medical Mission received the prestigious **Better Business Bureau TORCH award** for 2019 for transparency, ethics, and service.

Thomas J. Logan
President

2020

100% of all donations go to their designated purpose.
100% of all undesignated donations go to the mission field in Africa.



	Fundraising 3.61%
	" 3.65%
	Programs 92.7%

Marion Medical Mission Board Members

All board members are volunteers and pay for their own airfare, room, board, immunizations, and travel expenses in the U.S. and in Africa. They have personally traveled with other volunteers to document and verify wells built.

Tom Logan	Illinois
Jocelyn Logan	Illinois
Hayden Boyd	North Carolina
Doug Kee	Michigan
Marlin Otte	Illinois
Suzanne Gorhau	Nebraska
Hugh Stempfley	Illinois
Wayne Schultz	Colorado
Meg Packard	Alabama
Betty Samelson	Colorado
Jim Nussbaumer	Colorado

Marion Medical Mission meets 100 percent of the Better Business Bureau Standards for Charity Accountability.

GOVERNANCE

- 1. Board Oversight
- 2. Board Size
- 3. Board Meetings
- 4. Board Compensation
- 5. Conflict of Interest

MEASURING EFFECTIVENESS

- 6. Effectiveness Policy
- 7. Effectiveness Report

FINANCES

- 8. Program Expenses
- 9. Fund Raising Expenses
- 10. Accumulating Funds
- 11. Audit Report
- 12. Detailed Expense Breakdown
- 13. Accurate Expense Reporting
- 14. Budget Plan

FUND RAISING & INFO

- 15. Truthful Materials
- 16. Annual Report
- 17. Website Disclosures
- 18. Donor Privacy
- 19. Cause Marketing Disclosures
- 20. Complaints

MARION MEDICAL MISSION
STATEMENTS OF FUNCTIONAL EXPENSES
YEARS ENDED JUNE 30, 2020 AND 2019

	2020			Total
	Program services	Supporting services		
	African relief	Management and general	Fund- raising	
Salaries	\$ ---	\$ 35,590	\$ ---	\$ 35,590
Payroll taxes	---	2,717	---	2,717
Total salaries and related expenses	---	38,307	---	38,307
Contractual services	---	1,230	27,940	29,170
Flood relief	50,000	---	---	50,000
Hospital supplies and medicines	10,000	---	---	10,000
Insurance	16,124	5,889	---	22,013
Malawi accounting	8,480	---	---	8,480
Marketing	---	---	17,935	17,935
Medical equipment freight	---	---	---	---
Miscellaneous	888	1,431	2,409	4,728
Motorcycle expense	---	---	---	---
Newsletters	---	4,284	8,173	12,457
Office supplies	---	3,041	1,556	4,597
Postage	---	1,876	1,370	3,246
Professional fees	---	7,200	---	7,200
Scholarships	17,257	---	---	17,257
Schools	1,639	---	---	1,639
Wells, E.L.C. of Tanzania	315,533	---	---	315,533
Wells, Malawi	734,064	---	---	734,064
Wells, Malawi field officers	108,751	---	---	108,751
Wells, CCAP Synod of Nkhoma, Malawi	160,320	---	---	160,320
Wells, CCAP Synod of Zambia	269,250	---	---	269,250
Wells, volunteer travel	6,080	---	---	6,080
Total expenses before depreciation	1,698,386	63,258	59,383	1,821,027
Depreciation	1,918	4,272	---	6,190
Total expenses	<u>\$ 1,700,304</u>	<u>\$ 67,530</u>	<u>\$ 59,383</u>	<u>\$1,827,217</u>

MARION MEDICAL MISSION

STATEMENT OF ACTIVITIES

YEARS ENDED JUNE 30, 2020 AND 2019

	2020		
	<u>Without donor restrictions</u>	<u>With donor restrictions</u>	<u>Total</u>
Revenue, gains and other support:			
Contributions, program services	\$ 1,790,903	\$ 89,208	\$1,880,111
Contributions, administration	92,295	41,420	133,715
Investment return, net	59,371	---	59,371
SBA Paycheck Protection Program	8,000	---	8,000
Net assets released from restrictions:			
Satisfaction of program restrictions	---	---	---
Total revenue, gains, and other support	<u>1,950,569</u>	<u>130,628</u>	<u>2,081,197</u>
Expenses:			
Program services:			
African relief	1,700,304	---	1,700,304
Supporting services:			
Management and general	67,530	---	67,530
Fundraising	<u>59,383</u>	<u>---</u>	<u>59,383</u>
Total expenses	<u>1,827,217</u>	<u>---</u>	<u>1,827,217</u>
Loss on asset sale	---	---	---
Change in net assets	123,352	130,628	253,980
Adjustments due to change in accounting principle (Note 2)	---	---	---
Net assets, beginning of year	<u>1,161,004</u>	<u>1,584,313</u>	<u>2,745,317</u>
Net assets, end of year	<u>\$ 1,284,356</u>	<u>\$1,714,941</u>	<u>\$2,999,297</u>